


# Instructions

AC Adaptor/Charger **WV-PS31**  
WV-6000 and WV-V3 Series

**Panasonic**

Before attempting to connect or operate this product, please read these instructions completely.




## PREFACE

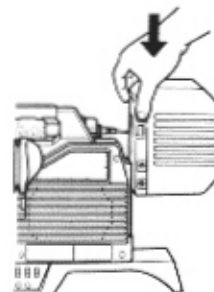
Panasonic's AC adaptor/charger WV-PS31 is used with color camera WV-6000 and WV-V3 as a AC adaptor or a battery charger for charging the battery pack WV-PS60 and WV-PS33.

## INSTALLATION FOR AC ADAPTOR

1. Install the AC adaptor/charger to the camera by sliding it down until it stops after engaging the mounting mechanism on the rear chassis of camera and the AC adaptor/charger.



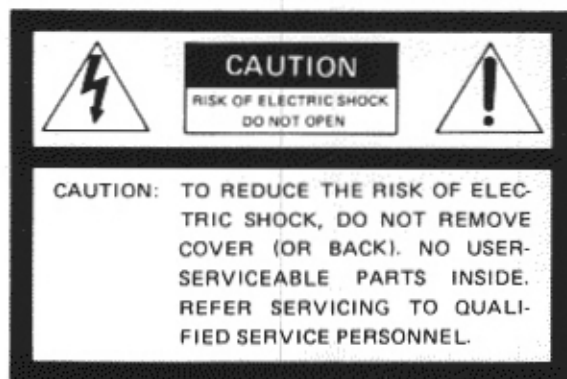
WV-6000  
Series



WV-V3  
Series

2. Connect the 4-pin connector on the AC adaptor/charger to the 4-pin external DC input connector on the camera.
3. When removing the AC adaptor/charger from the camera, slide it up while pressing the release button on the AC adaptor/charger.

**Note :** Refer to the operating instructions of WV-6000 and WV-V3 series for the detail.



SA 1965

The lightning flash with arrowhead symbol, within an equilateral triangle, is intended to alert the user to the presence of uninsulated "dangerous voltage" within the product's enclosure that may be of sufficient magnitude to constitute a risk of electric shock to persons.



SA 1966

The exclamation point within an equilateral triangle is intended to alert the user to the presence of important operating and maintenance (servicing) instructions in the literature accompanying the appliance.

The serial number of this product may be found on the bottom side of the unit.

You should note the serial number of this unit in the space provided and retain this instructions as a permanent record of your purchase to aid identification in the event of theft.

Model No. WV-PS31

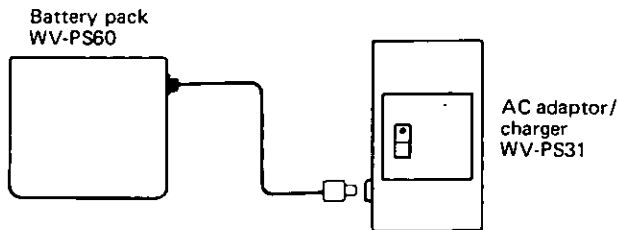
Serial No. \_\_\_\_\_

**WARNING:** TO PREVENT FIRE OR SHOCK HAZARD, DO NOT EXPOSE THIS APPLIANCE TO RAIN OR MOISTURE.

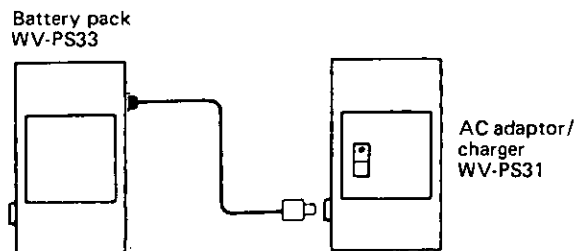
## BATTERY CHARGE

The AC adaptor/charger WV-PS31 charges the battery pack WV-PS60 and WV-PS33.

### Charging WV-PS60



### Charging WV-PS33



- Note :**
- (1) The quick charging is completed after approximately 1.5 hour for WV-PS60 and 3 hours for WV-PS33 and the charge indicator on the charger changes from red to green to inform that the charger is converted to the slow charging mode.
  - (2) It is recommended to charge the battery pack for approximately 14 hours (not more than 24 hours) in the slow charging mode for long life.
  - (3) Remove the battery pack from the camera when charging.
  - (4) When the battery cord is connected to WV-PS31, it is converted to the charger.

## SPECIFICATIONS

Power Source :	AC adaptor : 120V AC, 60 Hz, 35 watts
Power Supply :	Charger : : 120V AC, 60 Hz, 27 watts
Charging Output :	+13V DC, 1.6A
Ambient Operating Temperature :	+16V DC, 1A at quick charge mode
Ambient Operating Humidity :	14°F ~ 113°F (-10°C ~ +45°C)
'Dimensions :	Less than 90%
Weight :	3" (W) x 5-11/16" (H) x 4-3/4" (D)
	76 (W) x 145 (H) x 120.5 (D) mm
	2.4 lbs (1.1 kg)

Weight and dimensions shown are approximate.  
Specifications are subject to change without notice.

### PANASONIC INDUSTRIAL COMPANY, Division of Matsushita Electric Corporation of America

Executive Office: One Panasonic Way, Secaucus, New Jersey 07094 (201) 348-7000

Audio-Video Systems Division, Executive Office: One Panasonic Way, Secaucus, New Jersey 07094 (201) 348-7000

Northeast Regional Office: Panasonic Audio-Video Systems, 333 Meadowlands Parkway, Secaucus, New Jersey 07094 (201) 348-7620

Northwest Regional Office: Panasonic Audio-Video Systems, 4060 Lind Avenue, Renton, Washington 98055 (206) 251-5209

Midwest Regional Office: Panasonic Audio-Video Systems, 425 East Algonquin Road, Arlington Heights, Illinois 60005 (312) 981-4826

Southeast Regional Office: Panasonic Audio-Video Systems, 3 Meca Way, Norcross, Georgia 30093 (404) 923-3663

Southwest Regional Office: Panasonic Audio-Video Systems, 1825 Walnut Hill Lane Irving, Texas 75062 (214) 258-2828

Western Regional Office: Panasonic Audio-Video Systems, 6550 Katella Avenue, Cypress, California 90630 (714) 895-7200

### PANASONIC HAWAII INC.

91-238 Kauhii Street Ewa Beach P.O. Box 774 Honolulu, Hawaii 96808-0774 (808) 682-2851

### MATSUSHITA ELECTRIC OF CANADA LIMITED

5770 Ambler Drive, Mississauga, Ontario, Canada L4W 2T3 (416) 624-5010

### PANASONIC SALES COMPANY

Ave 65 de Infanteria, Km. 9.7, Victoria Industrial Park, Carolina, Puerto Rico 00630 (809) 769-4320